

# 中国资本市场



---

## 总报告

2022



二〇二二年十月

# 引

2015

2022

2021

2022

2022

2022

A

2022

2022

2022

2022



# 目 录

|       |                    |
|-------|--------------------|
| ..... | - 1 -              |
| ..... | - 1 -              |
| ..... | - 3 -              |
| ..... | - 4 -              |
| ..... | - 4 -              |
| ..... | - 8 -              |
| ..... | - 9 -              |
| ..... | - 15 -             |
| ..... | - 19 -             |
| ..... | - 25 -             |
| ..... | - 25 -             |
| ..... | - 26 -             |
| ..... | - 26 -             |
| ..... | - 27 -             |
| ..... | - 28 -             |
| ..... | - 28 -             |
| ..... | 788T/F.11.04.Tf 00 |

|          |          |         |        |        |           |
|----------|----------|---------|--------|--------|-----------|
| 2021     |          |         |        |        |           |
| 2021     |          |         |        |        |           |
|          |          | 3639.78 | 4.8%   |        | 12.06%    |
|          | 14857.35 |         | 2.67%  |        |           |
| 10616.19 | 2020     | 2104.86 |        | 24.73% | 2021      |
| A        | 481      | 16742   |        | 8.59%  |           |
| 2021     |          |         | 4615   |        | 461 28    |
|          |          | 3148    |        | 1090   | 377       |
|          | 91.61    |         | 14.91% | 2021   | GDP       |
| 80.10%   |          |         |        | 75.16  |           |
| 16.78%   |          | 82.04%  |        | 1.31   | 2021      |
|          | 82       | 2722.75 |        |        | 1609.8    |
| 2021     |          |         | 6932   |        | 2.28      |
| 4596.6   |          |         |        | 1225   | 5707 2021 |
|          |          | 598     |        | 281    |           |
| 2815.33  |          |         | 17.66% | 2021   |           |
| 3.66     |          |         | 1.63   |        |           |
|          |          |         |        |        | 2021      |
| 6561     |          | 8.66    |        | 2.09%  | 2021      |

|      |      |        |         |        |              |
|------|------|--------|---------|--------|--------------|
|      |      | 18.68  |         | 14.39% | 24586        |
| 2021 |      |        |         |        |              |
|      | ABS  | 138    | 1235.31 |        |              |
|      | 2021 |        |         | 48     | 328.17       |
|      |      |        |         |        | 588.82       |
|      | 2021 |        |         | 94     | 64           |
| 20   |      | 6      | 4       |        | 1.26         |
|      |      | 205.26 |         | 42.93% | 10.16%       |
|      |      | 72.69  |         | 20.61% | 580.71       |
|      |      | 32.79% |         | 16.87  | 13936.16     |
|      |      | 26.09% | 34.84%  |        |              |
| 2021 |      |        |         | 25.56  | 9288         |
|      |      |        |         | 7.39   |              |
|      |      |        |         | 7232.6 |              |
|      |      |        | 1.83    |        |              |
|      |      | 12.4   | 19.76   | 28.2%  | 23.7%        |
|      |      |        | 9000    |        | 7.65         |
|      |      | 6.36   |         |        | 15           |
|      |      | 4.55   |         | 13.16  | 520          |
|      |      | 2056   |         | 0.74   | <sup>1</sup> |
|      |      |        |         |        | 2021         |
|      |      |        | MSCI    | A50    |              |

---

<sup>1</sup> 2021

|         |      |       |       |        |       |
|---------|------|-------|-------|--------|-------|
|         |      | 35.4  |       | 36.26% |       |
|         |      | 16.43 | 18.97 |        | A     |
| 4321.69 | 2020 | 2     |       | A      | 27.63 |
| A       |      | 5.37% |       |        | 2021  |
| 70      |      |       |       |        |       |

**1.**

|          |      |       |          |        |  |
|----------|------|-------|----------|--------|--|
|          | 2021 |       |          |        |  |
| 19740.85 |      |       | 19693.91 | 99.76% |  |
| 46.94    |      | 0.24% |          | 2021   |  |
| 1963.36  |      |       | 1958.13  | 99.73% |  |
| 5.22     | 2021 | 0.27% |          |        |  |
|          |      |       | 2        |        |  |

2021

2020

---

|              |      |     |       |        |   |    |    |
|--------------|------|-----|-------|--------|---|----|----|
| <sup>2</sup> |      |     |       | 2022   | 5 | 19 | -6 |
| 17           | 2021 |     |       | 65     |   |    |    |
| 298          |      | 735 | 96695 | 95,662 |   |    |    |

**2.**

|        |        |        |              |        |        |
|--------|--------|--------|--------------|--------|--------|
|        | 2021   |        |              | 205    | 2021   |
|        |        |        |              | 57.79  | 87.60  |
|        | 37.75% | 11.41% |              |        | 503.55 |
| 657.97 |        |        | 53.95%       | 20.14% | 43.35% |
| 2020   | 5.96   |        | <sup>3</sup> |        |        |

**1.**

2021

---

<sup>3</sup>



REITs

2021

12

3124

3990

2020

2021

99%

3238

352

1.82

19.92%

39.72%

0.69

2021

REITs

2021

5.2

24.59

+

2021

2.11

12386

12

6.18%

2021

2021-2025

**1.**

2021

**2.**

2021

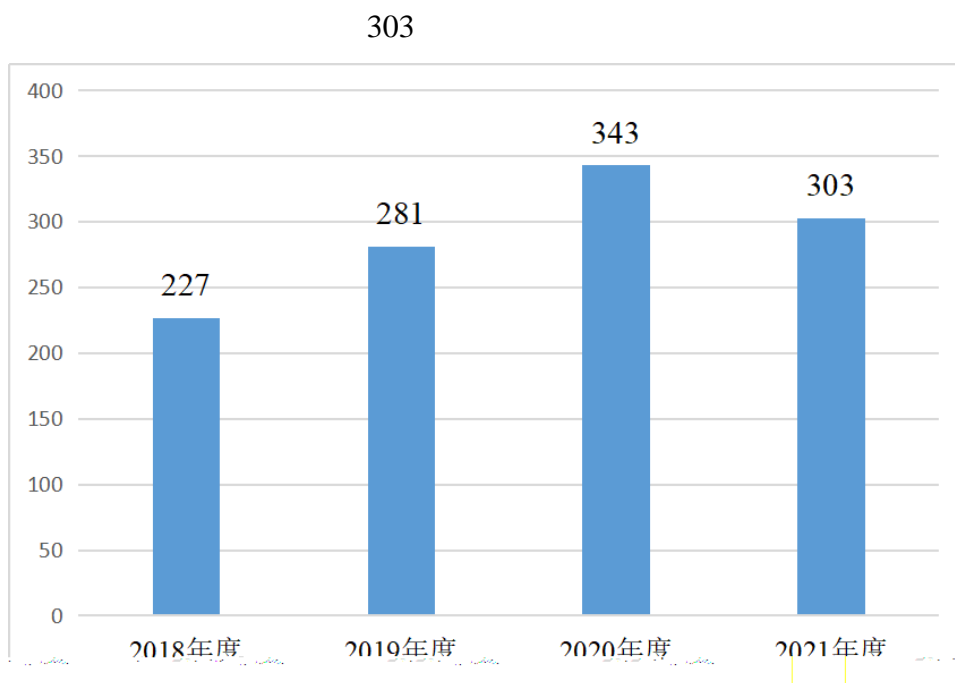
|     |  |     |     |     |
|-----|--|-----|-----|-----|
|     |  |     | 609 | 163 |
|     |  | 380 | 334 | 273 |
| 282 |  |     |     | 177 |

**3.**



1.

2021



1 2018-2021

2.

2021

IPO

3.

2021

+

4.

|   |   |       |    |
|---|---|-------|----|
|   |   | 2021  | 12 |
| 9 |   | 3     |    |
|   |   | 12    | 4  |
| 8 |   | -2021 |    |
|   |   | 10    | 6  |
| 3 | 1 |       |    |
|   |   | 2021  |    |

3.15 5.15

2021  
25165

3771

2021 44

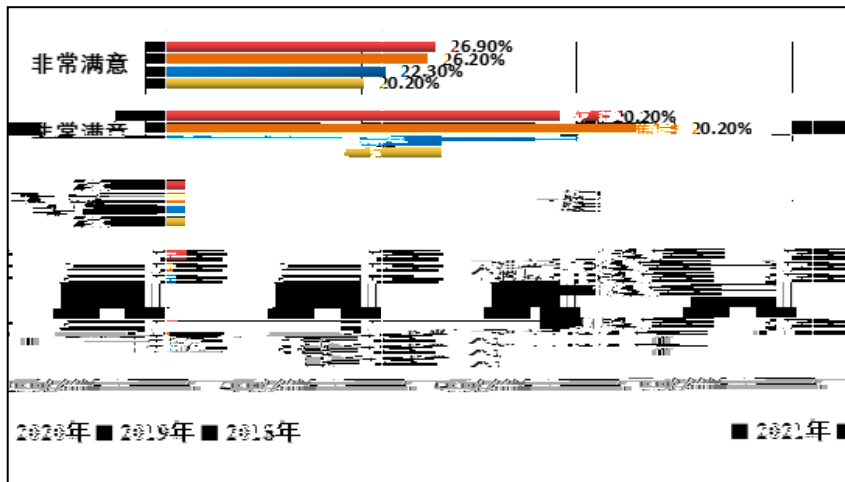
585

5.

2021

6.

26.9% 2021  
 2020 0.7 42.1%  
 2021  
 2020 7.1 28.2% 2020  
 4.5 1.9% 2020 1.3  
 1% 2020 0.7



2:2018-2021

2019

2021

**1.**

2021

5.5

+

223

670

10

5

2021

9

1.3

2020

**12386**

120466

6.18%

14

2

6136.18

2.72

137

8996

238.58%

2021

8

**2.**

2014 12

2021

6  
2021 206 2020 461  
91.75% 729  
138

52037 2021 24.59

+

ST

3601 2128 1153 2.35  
14  
56 795 719  
315 2497.06 2021

---

6 2020

69  
18  
23.68  
536  
6  
4  
97  
1.78  
620

1.

|       |       |      |       |       |
|-------|-------|------|-------|-------|
| 65    |       |      | 3     | 16    |
|       | 2021  | A    |       |       |
|       | 77.32 | 2020 | 1.66  |       |
|       |       |      | 78.94 | 2.98  |
| 84.21 |       | 0.99 |       | 68.39 |
| 0.36  |       |      |       |       |



3

3

|             |      |       |       |       |        |
|-------------|------|-------|-------|-------|--------|
|             |      |       |       |       | 2021   |
|             |      |       | 73.48 |       | 11.53  |
|             |      |       | 64.88 | 69.55 | 67.56  |
| 6.86        | 7.38 | 7.08  |       |       |        |
|             |      |       |       |       | 2021   |
|             |      |       |       | 1.1   | 1.9    |
|             | 3    |       |       |       |        |
| <b>2021</b> |      |       |       |       |        |
|             |      |       |       |       |        |
|             |      |       |       |       |        |
| <b>2021</b> |      |       |       |       |        |
|             |      |       |       |       | 2021   |
|             |      |       | 1/3   |       |        |
|             |      |       |       |       | 34.21% |
| <b>2021</b> |      |       |       |       |        |
|             | 2021 | 4212  |       |       |        |
|             |      | 2.22% |       | 9.54% |        |
|             | 2021 |       |       |       |        |
|             |      | 313   |       | 206   |        |

2.

|       |       |       |       |       |
|-------|-------|-------|-------|-------|
|       | 2021  |       |       | 2021  |
|       | 89.90 | 89.42 | 0.54% | 4     |
|       |       | 94.78 |       |       |
| 92.33 |       |       |       | 90.30 |
| 74.75 |       |       |       |       |

4

2021

727

98.14%

102  
**2021**

323

79

944

33

63

2059

95

**3.**

2021

92.33

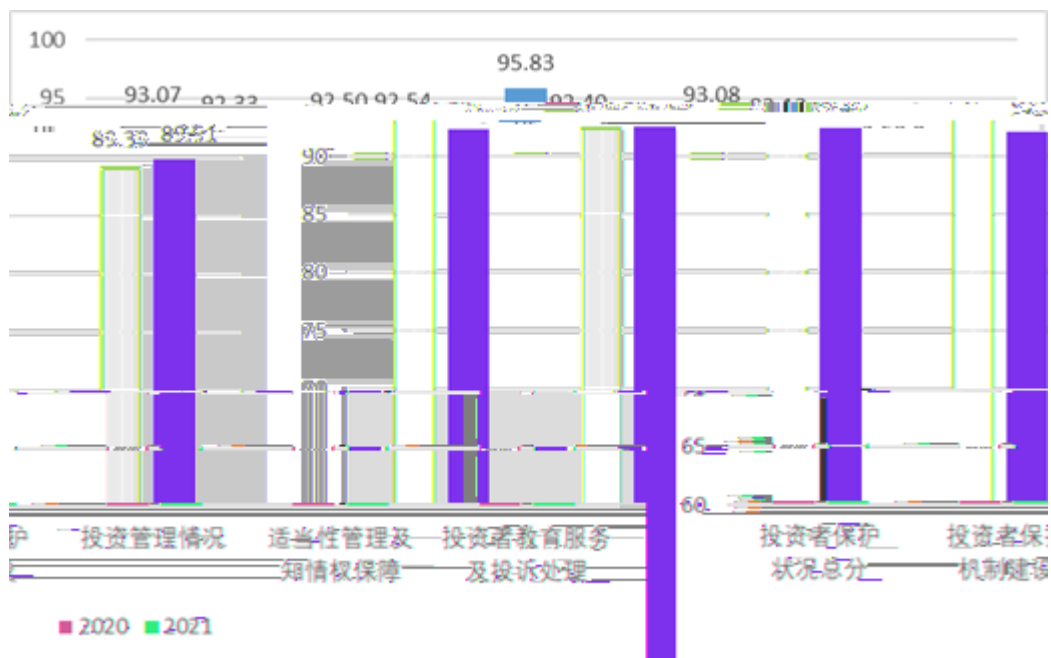
4

92.54

92.40

92.13

89.91



5

2021

2021

**4.**

---

7





1%







12386

